

**SUMMARY OF APPROPRIATIONS, ALLOTMENTS, OBLIGATIONS, DISBURSEMENTS AND BALANCES BY OBJECT OF EXPENDITURES**  
**As at the Quarter Ending June 30, 2023**

Department : State Universities and Colleges (SUCs)  
 Agency/Entity : Batangas State University  
 Operating Unit : < not applicable >  
 Organization Code (UACS) : 08 038 0000000  
 Fund Cluster : 01 Regular Agency Fund  
 (e.g. UACS Fund Cluster: 01-Regular Agency Fund, 02-Foreign Assisted Projects Fund, 03-Special Account-Locally Funded/Domestic Grants Fund, and 04-Special Account-Foreign Assisted/Foreign Grants Fund)

	Current Year Appropriations
	Supplemental Appropriations
X	Continuing Appropriations

Particulars	UACS CODE	Appropriations			Allotments					Obligations				Total
		Authorized Appropriations	Adjustments (Transfer To/From, Modifications/ Augmentations)	Adjusted Appropriations	Allotments Received	Adjustments (Reductions, Modifications/ Augmentations )	Transfer To	Transfer From	Adjusted Allotments	1st Quarter Ending March 31	2nd Quarter Ending June 30	3rd Quarter Ending September 30	4th Quarter Ending December 31	
1	2	3	4	5=(3+4)	6	7	8	9	10=[(6+(-)7)-8+9]	11	12	13	14	15=(11+12+13+14)
SUMMARY		106,387,151.45	-	106,387,151.45	106,387,151.45	-	-	-	106,387,151.45	21,401,470.17	3,580,983.02	-	-	24,982,453.19
I. CONTINUING APPROPRIATIONS		106,387,151.45	-	106,387,151.45	106,387,151.45	-	-	-	106,387,151.45	21,401,470.17	3,580,983.02	-	-	24,982,453.19
I. Agency Specific Budget		106,387,151.45	-	106,387,151.45	106,387,151.45	-	-	-	106,387,151.45	21,401,470.17	3,580,983.02	-	-	24,982,453.19
Maintenance and Other Operating Expenses		44,108,400.65	336,000.00	44,444,400.65	44,108,400.65	336,000.00	-	-	44,444,400.65	1,388,134.17	1,554,983.02	-	-	2,943,117.19
Training and Scholarship Expenses	5020200000	-	38,217.50	38,217.50	-	38,217.50	-	-	38,217.50	38,217.50	-	-	-	38,217.50
Training Expenses	5020201000	-	38,217.50	38,217.50	-	38,217.50	-	-	38,217.50	38,217.50	-	-	-	38,217.50
Training Expenses	5020201002	-	38,217.50	38,217.50	-	38,217.50	-	-	38,217.50	38,217.50	-	-	-	38,217.50
Supplies and Materials Expenses	5020300000	-	2,103,705.11	2,103,705.11	-	2,103,705.11	-	-	2,103,705.11	901,235.71	1,202,469.40	-	-	2,103,705.11
Office Supplies Expenses	5020301000	-	90,301.00	90,301.00	-	90,301.00	-	-	90,301.00	-	90,301.00	-	-	90,301.00
Office Supplies Expenses	5020301002	-	90,301.00	90,301.00	-	90,301.00	-	-	90,301.00	-	90,301.00	-	-	90,301.00
Medical, Dental and Laboratory Supplies	5020308000	-	107,115.20	107,115.20	-	107,115.20	-	-	107,115.20	103,233.20	3,882.00	-	-	107,115.20
Semi-Expendable Machinery and Equipment	5020321000	-	863,508.83	863,508.83	-	863,508.83	-	-	863,508.83	429,688.83	433,820.00	-	-	863,508.83
Office Equipment	5020321002	-	7,266.33	7,266.33	-	7,266.33	-	-	7,266.33	5,766.33	1,500.00	-	-	7,266.33
Information and Communications Technology	5020321003	-	336,000.00	336,000.00	-	336,000.00	-	-	336,000.00	-	336,000.00	-	-	336,000.00
Medical Equipment	5020321010	-	325,862.22	325,862.22	-	325,862.22	-	-	325,862.22	325,862.22	-	-	-	325,862.22
Other Machinery and Equipment	5020321099	-	194,380.28	194,380.28	-	194,380.28	-	-	194,380.28	98,060.28	96,320.00	-	-	194,380.28
Semi-Expendable Furniture, Fixtures and Books	5020322000	-	857,069.28	857,069.28	-	857,069.28	-	-	857,069.28	221,901.28	635,168.00	-	-	857,069.28
Furniture and Fixtures	5020322001	-	857,069.28	857,069.28	-	857,069.28	-	-	857,069.28	221,901.28	635,168.00	-	-	857,069.28
Other Supplies and Materials Expenses	5020399000	-	185,710.80	185,710.80	-	185,710.80	-	-	185,710.80	146,412.40	39,298.40	-	-	185,710.80
Survey, Research, Exploration and Development	5020700000	3,996,100.00	-	3,996,100.00	3,996,100.00	-	-	-	3,996,100.00	-	-	-	-	-
Research, Exploration and Development	5020702000	3,996,100.00	-	3,996,100.00	3,996,100.00	-	-	-	3,996,100.00	-	-	-	-	-
Research, Exploration and Development	5020702002	3,996,100.00	-	3,996,100.00	3,996,100.00	-	-	-	3,996,100.00	-	-	-	-	-
Professional Services	5021100000	-	588,593.11	588,593.11	-	588,593.11	-	-	588,593.11	369,564.68	219,028.43	-	-	588,593.11

Particulars	UACS CODE	Disbursements					Total	Balances			
		1st Quarter Ending March 31	2nd Quarter Ending June 30	3rd Quarter Ending September 30	4th Quarter Ending December 31	Unreleased Appropriations		Unobligated Allotments	Unpaid Obligations (15-20)=(23+24)		
		16	17	18	19				20=(16+17+18+19)	21=(5-10)	22=(10-15)
1	2	16	17	18	19	20=(16+17+18+19)	21=(5-10)	22=(10-15)	23	24	
SUMMARY		469,769.44	499,177.62	-	-	968,947.06	-	81,404,698.26	20,249,319.25	3,764,186.88	
I. CONTINUING APPROPRIATIONS		469,769.44	499,177.62	-	-	968,947.06	-	81,404,698.26	20,249,319.25	3,764,186.88	
I. Agency Specific Budget		469,769.44	499,177.62	-	-	968,947.06	-	81,404,698.26	20,249,319.25	3,764,186.88	
Maintenance and Other Operating Expenses		469,769.44	499,177.62	-	-	968,947.06	-	41,501,283.46	235,983.25	1,738,186.88	
Training and Scholarship Expenses	5020200000	38,217.50	-	-	-	38,217.50	-	-	-	-	
Training Expenses	5020201000	38,217.50	-	-	-	38,217.50	-	-	-	-	
Training Expenses	5020201002	38,217.50	-	-	-	38,217.50	-	-	-	-	
Supplies and Materials Expenses	5020300000	-	169,164.00	-	-	169,164.00	-	-	213,483.25	1,721,057.86	
Office Supplies Expenses	5020301000	-	-	-	-	-	-	-	-	90,301.00	
Office Supplies Expenses	5020301002	-	-	-	-	-	-	-	-	90,301.00	
Medical, Dental and Laboratory Supplies	5020308000	-	-	-	-	-	-	-	103,233.20	3,882.00	
Semi-Expendable Machinery and Equipment	5020321000	-	5,000.00	-	-	5,000.00	-	-	37,300.05	821,208.78	
Office Equipment	5020321002	-	5,000.00	-	-	5,000.00	-	-	-	2,266.33	
Information and Communications Technology	5020321003	-	-	-	-	-	-	-	-	336,000.00	
Medical Equipment	5020321010	-	-	-	-	-	-	-	4,750.00	321,112.22	
Other Machinery and Equipment	5020321099	-	-	-	-	-	-	-	32,550.05	161,830.23	
Semi-Expendable Furniture, Fixtures and Books	5020322000	-	150,075.00	-	-	150,075.00	-	-	-	706,994.28	
Furniture and Fixtures	5020322001	-	150,075.00	-	-	150,075.00	-	-	-	706,994.28	
Other Supplies and Materials Expenses	5020399000	-	14,089.00	-	-	14,089.00	-	-	72,950.00	98,671.80	
Survey, Research, Exploration and Development	5020700000	-	-	-	-	-	-	3,616,480.28	-	-	
Research, Exploration and Development	5020702000	-	-	-	-	-	-	3,616,480.28	-	-	
Research, Exploration and Development	5020702002	-	-	-	-	-	-	3,616,480.28	-	-	
Professional Services	5021100000	369,564.68	219,028.43	-	-	588,593.11	-	-	-	-	




Particulars	UACS CODE	Appropriations			Allotments					Obligations				
		Authorized Appropriations	Adjustments (Transfer To/From, Modifications/ Augmentations)	Adjusted Appropriations	Allotments Received	Adjustments (Reductions, Modifications/ Augmentations )	Transfer To	Transfer From	Adjusted Allotments	1st Quarter Ending March 31	2nd Quarter Ending June 30	3rd Quarter Ending September 30	4th Quarter Ending December 31	Total
1	2	3	4	5=(3+4)	6	7	8	9	10=[(6+(-)7)-8+9]	11	12	13	14	15=(11+12+13+14)
Other Professional Services	5021199000	-	588,593.11	588,593.11	-	588,593.11	-	-	588,593.11	369,564.68	219,028.43	-	-	588,593.11
General Services	5021200000	-	122,390.25	122,390.25	-	122,390.25	-	-	122,390.25	34,116.28	88,273.97	-	-	122,390.25
Other General Services	5021299000	-	122,390.25	122,390.25	-	122,390.25	-	-	122,390.25	34,116.28	88,273.97	-	-	122,390.25
Other General Services	5021299099	-	122,390.25	122,390.25	-	122,390.25	-	-	122,390.25	34,116.28	88,273.97	-	-	122,390.25
Other Maintenance and Operating Expenses	5029900000	40,112,300.65	2,137,286.25	37,975,014.40	40,112,300.65	2,137,286.25	-	-	37,975,014.40	45,000.00	45,211.22	-	-	90,211.22
Subscription Expenses	5029907000	-	67,711.22	67,711.22	-	67,711.22	-	-	67,711.22	45,000.00	22,711.22	-	-	67,711.22
Other Subscription Expenses	5029907099	-	67,711.22	67,711.22	-	67,711.22	-	-	67,711.22	45,000.00	22,711.22	-	-	67,711.22
Other Maintenance and Operating Expenses	5029999000	40,112,300.65	2,204,997.47	37,907,303.18	40,112,300.65	2,204,997.47	-	-	37,907,303.18	-	22,500.00	-	-	22,500.00
Other Maintenance and Operating Expenses	5029999099	40,112,300.65	2,204,997.47	37,907,303.18	40,112,300.65	2,204,997.47	-	-	37,907,303.18	-	22,500.00	-	-	22,500.00
Capital Outlays		62,278,750.80	336,000.00	61,942,750.80	62,278,750.80	336,000.00	-	-	61,942,750.80	20,013,336.00	2,026,000.00	-	-	22,039,336.00
Property, Plant and Equipment Outlay	5060400000	62,278,750.80	336,000.00	61,942,750.80	62,278,750.80	336,000.00	-	-	61,942,750.80	20,013,336.00	2,026,000.00	-	-	22,039,336.00
Buildings and Other Structures	5060404000	22,590,000.00	-	22,590,000.00	22,590,000.00	-	-	-	22,590,000.00	-	-	-	-	-
School Buildings	5060404002	22,590,000.00	-	22,590,000.00	22,590,000.00	-	-	-	22,590,000.00	-	-	-	-	-
Machinery and Equipment Outlay	5060405000	34,668,750.80	1,136,000.00	33,532,750.80	34,668,750.80	1,136,000.00	-	-	33,532,750.80	20,013,336.00	1,226,000.00	-	-	21,239,336.00
Information and Communication Technology	5060405003	2,778,040.80	20,727,336.00	23,505,376.80	2,778,040.80	20,727,336.00	-	-	23,505,376.80	20,013,336.00	1,050,000.00	-	-	21,063,336.00
Other Machinery and Equipment	5060405099	31,890,710.00	21,863,336.00	10,027,374.00	31,890,710.00	21,863,336.00	-	-	10,027,374.00	-	176,000.00	-	-	176,000.00
Furniture, Fixtures and Books Outlay	5060407000	5,020,000.00	800,000.00	5,820,000.00	5,020,000.00	800,000.00	-	-	5,820,000.00	-	800,000.00	-	-	800,000.00
Furniture and Fixtures	5060407001	5,020,000.00	800,000.00	5,820,000.00	5,020,000.00	800,000.00	-	-	5,820,000.00	-	800,000.00	-	-	800,000.00
<b>GRAND TOTAL</b>		<b>106,387,151.45</b>	<b>-</b>	<b>106,387,151.45</b>	<b>106,387,151.45</b>	<b>-</b>	<b>-</b>	<b>-</b>	<b>106,387,151.45</b>	<b>21,401,470.17</b>	<b>3,580,983.02</b>	<b>-</b>	<b>-</b>	<b>24,982,453.19</b>


Particulars	UACS CODE	Disbursements					Balances				
		1st Quarter Ending March 31	2nd Quarter Ending June 30	3rd Quarter Ending September 30	4th Quarter Ending December 31	Total	Unreleased Appropriations	Unobligated Allotments	Unpaid Obligations (15-20)=(23+24)		
		16	17	18	19				20=(16+17+18+19)	21=(5-10)	22=(10-15)
Other Professional Services	5021199000	369,564.68	219,028.43	-	-	588,593.11	-	-	-	-	
General Services	5021200000	34,116.28	88,273.97	-	-	122,390.25	-	-	-	-	
Other General Services	5021299000	34,116.28	88,273.97	-	-	122,390.25	-	-	-	-	
Other General Services	5021299099	34,116.28	88,273.97	-	-	122,390.25	-	-	-	-	
Other Maintenance and Operating Expenses	5029900000	27,870.98	22,711.22	-	-	50,582.20	-	37,884,803.18	22,500.00	17,129.02	
Subscription Expenses	5029907000	27,870.98	22,711.22	-	-	50,582.20	-	-	-	17,129.02	
Other Subscription Expenses	5029907099	27,870.98	22,711.22	-	-	50,582.20	-	-	-	17,129.02	
Other Maintenance and Operating Expenses	5029999000	-	-	-	-	-	-	37,884,803.18	22,500.00	-	
Other Maintenance and Operating Expenses	5029999099	-	-	-	-	-	-	37,884,803.18	22,500.00	-	
Capital Outlays		-	-	-	-	-	-	39,903,414.80	20,013,336.00	2,026,000.00	
Property, Plant and Equipment Outlay	5060400000	-	-	-	-	-	-	39,903,414.80	20,013,336.00	2,026,000.00	
Buildings and Other Structures	5060404000	-	-	-	-	-	-	22,590,000.00	-	-	
School Buildings	5060404002	-	-	-	-	-	-	22,590,000.00	-	-	
Machinery and Equipment Outlay	5060405000	-	-	-	-	-	-	12,293,414.80	20,013,336.00	1,226,000.00	
Information and Communication Technology	5060405003	-	-	-	-	-	-	2,442,040.80	20,013,336.00	1,050,000.00	
Other Machinery and Equipment	5060405099	-	-	-	-	-	-	9,851,374.00	-	176,000.00	
Furniture, Fixtures and Books Outlay	5060407000	-	-	-	-	-	-	5,020,000.00	-	800,000.00	
Furniture and Fixtures	5060407001	-	-	-	-	-	-	5,020,000.00	-	800,000.00	
<b>GRAND TOTAL</b>		<b>469,769.44</b>	<b>499,177.62</b>	<b>-</b>	<b>-</b>	<b>968,947.06</b>	<b>-</b>	<b>81,404,698.26</b>	<b>20,249,319.25</b>	<b>3,764,186.88</b>	

This report was generated using the Unified Reporting System on null version.FAR1A.1.1 ; Status : SUBMITTED


Certified Correct:

  
**RAMOS, ROMEO LANDICHO**  
 Budget Officer  
 Date:


Certified Correct:

  
**FALÓ, DANIEL JOHN FROGOSA**  
 Accountant  
 Date:

Recommending Approval:

  
**RAMOS, ROMEO LANDICHO**  
 Director, FMS  
 Date:

Approved by:

  
**RONQUILLO, TIRSO ALCOS**  
 Agency Head  
 Date